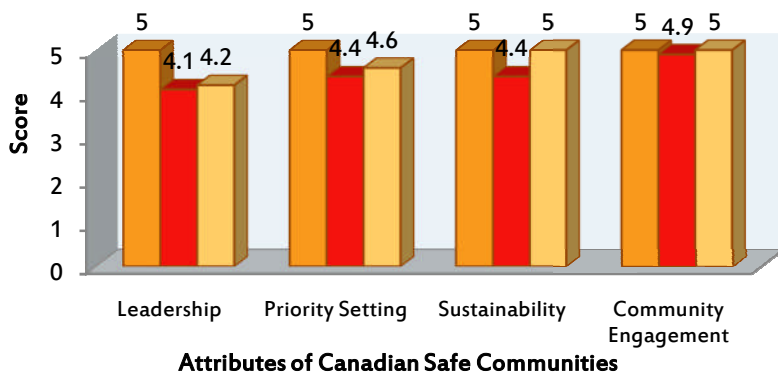


## RAINY RIVER VALLEY SAFETY COALITION COMMUNITY REPORT CARD SEPTEMBER 2009\*

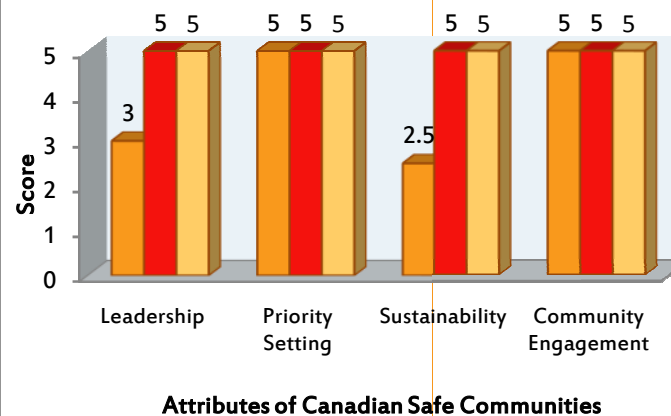
### Attributes of Canadian Safe Communities Community Score 2009

- Rainy River Valley Safety Coalition (Total score 20/20)
- National Average (Total score 17.8/20)
- Average for Organizations with Operating Budget in same range (\$25,000 to \$75,000) (Total score 18.8/20)



### Comparative Scores

- 2007
- 2008
- 2009



\*For a detailed explanation of the scoring methodology, please refer to *The National Scoring System 2009*, a separate document which accompanies this report.

## RAINY RIVER VALLEY SAFETY COALITION COMMUNITY REPORT CARD SEPTEMBER 2009\*

### COMMUNITY STRENGTHS

#### **Leadership**

Membership at the Leadership Table of *Rainy River Valley Safety Coalition* includes Council, Municipal, Regional or Provincial Government, Police Department, Fire Department, Local Public Health Units/Health Care Services, Emergency Medical Services and a broad range of community partners.

*Rainy River Valley Safety Coalition* reports that it has recruited new members to its Leadership Table during the past year. Renewing membership is an important strategy for maintaining organizational energy and momentum.

*Rainy River Valley Safety Coalition* reports that it has helped to ensure its future viability by adopting terms of reference and a succession plan.

Over the past year, members of *Rainy River Valley Safety Coalition* reports that it has demonstrated leadership in the community by committing to participate in initiatives designed to raise awareness about a safety issue or to raise the profile of the Leadership Table in the cause of its Injury Prevention and Safety Promotion priorities.

*Rainy River Valley Safety Coalition* reports that it has completed an evaluation of its effectiveness as an agent of change in its community during the past year

*Rainy River Valley Safety Coalition* reports that its most important organizational priority is: Priority Setting

Over the past year, members of *Rainy River Valley Safety Coalition* demonstrated its role as a champion in the community by committing to participate in initiatives designed to raise awareness about a safety issue, introduce a new programme and influence public policy.

\*For a detailed explanation of the scoring methodology, please refer to *The National Scoring System 2009*, a separate document which accompanies this report.

## RAINY RIVER VALLEY SAFETY COALITION COMMUNITY REPORT CARD SEPTEMBER 2009\*

### ***Priority Setting for Programmes***

*Rainy River Valley Safety Coalition* reports that it has conducted a community based priority setting exercise using data from credible sources during the past year.

*Rainy River Valley Safety Coalition* reports that a total of 22 Injury Prevention and Safety Promotion programmes ran in its community during the past year.

*Rainy River Valley Safety Coalition* reports that the Injury Prevention and Safety Promotion programmes it champions are based in the Injury Prevention priorities it has set. This demonstrates a strategic use of its resources—especially of volunteer resources

*Rainy River Valley Safety Coalition* reports that it takes eleven of the Social Determinants of Health into account in its priority planning and/ or programming decisions

*Rainy River Valley Safety Coalition* reports that it evaluates the Injury Prevention and Safety Promotion activities it is championing.

*Rainy River Valley Safety Coalition* reports that it has adapted programme content and delivery methodology based on feedback it has received from formal programme evaluations.

*Rainy River Valley Safety Coalition* reports that its programme interventions have had an impact on increasing community awareness, increasing participation of priority populations and encouraging behavioral changes in relation to the safety issue being addressed.

### ***Sustainability***

By securing funding from a variety of sources, *Rainy River Valley Safety Coalition* is both expanding its reach and influence in the community, and protecting itself from the consequences of reductions in single source financial support.

*Rainy River Valley Safety Coalition* reports that it retains contracted, or receives support from in-kind contributions to oversee its administrative requirements. This contributes to organizational effectiveness and enhances the opportunity for community impact.

\*For a detailed explanation of the scoring methodology, please refer to *The National Scoring System 2009*, a separate document which accompanies this report.

## RAINY RIVER VALLEY SAFETY COALITION COMMUNITY REPORT CARD SEPTEMBER 2009\*

*Rainy River Valley Safety Coalition* reports that 100 volunteers contributed 2500 hours to its activities. Effective use of volunteers to assist with administrative requirements demonstrates a pragmatic approach to addressing organizational and administrative capacity.

*Rainy River Valley Safety Coalition* reports that it has involved local businesses either as members at the Leadership Table or as sponsors of specific Injury Prevention or Safety Promotion initiatives or both during the past year.

### **Community Engagement**

*Rainy River Valley Safety Coalition* reports that it has undertaken a wide range of activities to engage its community in its safety priorities during the past year.

As a result of efforts to engage the citizens in its community, *Rainy River Valley Safety Coalition* deems its profile in the community to be high.

*Rainy River Valley Safety Coalition* reports that 250 citizens in its community participated in Injury Prevention and Safety Promotion programmes it has developed or championed last year.

---

### GENERAL COMMENTS

*Rainy River Valley Safety Coalition* is one of eighteen Canadian Safe Communities to report a perfect 20/20 Attribute Score.

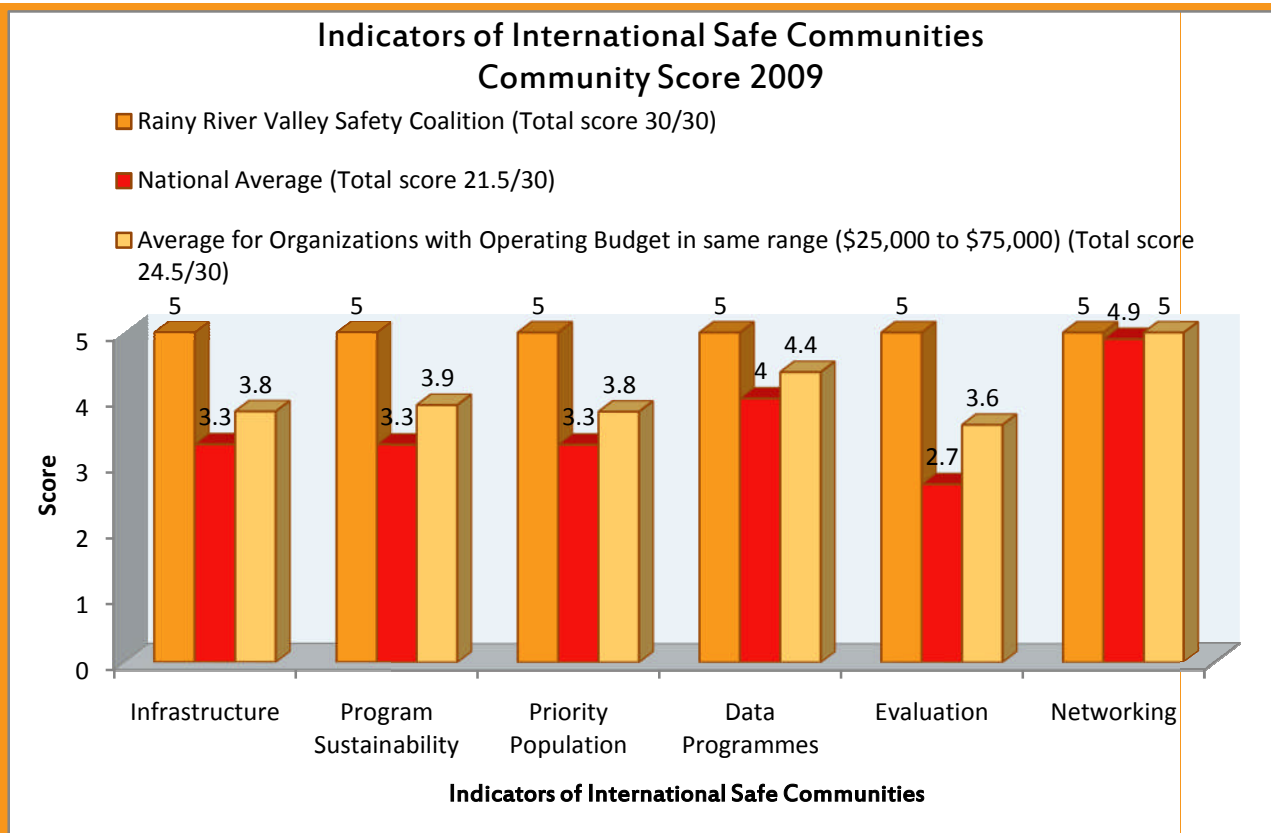
Safe Communities Canada provides its network of designated members across the country with a range of support and networking opportunities. Both *Rainy River Valley Safety Coalition* and other members of the network will benefit from its commitment to take advantage of the opportunities presented.

Every designated member of Safe Communities Canada is, again, receiving a supplemental score card outlining its International Indicator Score. The combined score for attributes and indicators is 50 points (20 for Attributes and 30 for Indicators).

Safe Communities Canada recommends that any community interested in pursuing a second designation as an International Safe Community demonstrate a minimum Attribute Score of 16/20 and a minimum combined score of 35/50. Your combined score is 50/50.

\*For a detailed explanation of the scoring methodology, please refer to *The National Scoring System 2009*, a separate document which accompanies this report.

## RAINY RIVER VALLEY SAFETY COALITION COMMUNITY REPORT CARD SEPTEMBER 2009\*



ATTRIBUTES SCORE 20/20 - INDICATORS SCORE 30/30 - COMBINED SCORE 50/50

\*For a detailed explanation of the scoring methodology, please refer to *The National Scoring System 2009*, a separate document which accompanies this report.

## RAINY RIVER VALLEY SAFETY COALITION COMMUNITY REPORT CARD SEPTEMBER 2009\*



\*For a detailed explanation of the scoring methodology, please refer to *The National Scoring System 2009*, a separate document which accompanies this report.